



MTTL/SECT/012/23-24

Date: 2nd May, 2023

The Secretary, Listing Department, BSE Ltd. , Phiroze Jeejeebhoy Towers, Dalal Street, Fort, Mumbai-400001. Scrip Code: 526263	The Manager, Listing Department, National Stock Exchange of India Limited , Exchange Plaza, 5th Floor, Plot No. C/1, G Block, Bandra Kurla Complex, Bandra (E), Mumbai-400051. Symbol: MOLDTECH- EQ
--	---

Dear Sir/Madam,

Sub: Outcome of the Board Meeting pursuant to Regulation 30 of SEBI (Listing Obligations and Disclosure Requirements) Regulations, 2015.

With reference to the captioned subject, we wish to inform you that the Board of Directors of the Company at its meeting held today, commenced at 11:00 a.m. and concluded at 01:15 p.m., has, inter-alia, considered and approved the following matters:

- 1) Audited Financial Results (Consolidated and Standalone) of the Company for the quarter and financial year ended 31st March, 2023;
- 2) Statutory Audit Report issued by M/s. Praturi & Sriram, Statutory Auditors, **with unmodified opinion** on the financial results of the Company for the quarter/financial year ended 31st March, 2023;
- 3) Recommended a final dividend of ₹ 1.40/- per equity share for the financial year ended 31st March, 2023 on Equity Shares of face value of ₹ 2/- each. The Board of Directors had earlier paid an interim dividend of ₹ 2.00/- per equity share of face value of ₹ 2/- each at its meeting held on 12th April, 2023. The total dividend for the aforesaid financial year amounts to ₹ 3.40/- per equity share of face value of ₹ 2/- each.

This Dividend of ₹ 1.40/- per equity share is subject to the approval of Members at the ensuing Annual General Meeting which will be held on or before 30th September, 2023 and the Book Closure for the purpose of payment of the said Dividend for the financial year 2022-23 will be determined later.

The detailed press release pertaining to the financial results is also enclosed herewith for your record.

Thanking you,

For Mold-Tek Technologies Limited



J. Lakshmana Rao
Chairman & Managing Director
DIN: 00649702



Encl: As above

Corporate Office :

Plot # 700, Road No. 36, Jubilee Hills, Hyderabad - 500 033, Telangana, INDIA.

Phone : +91-40-40300300/01/02/03/04, Fax : +91-40-40300328, E-mail : ir@moldtekindia.com

Website : www.moldtekindia.com CIN No: L25200TG1985PLC005631



Independent Auditor's Report on the Quarterly and Year to Date Consolidated Financial Results of Mold-Tek Technologies Limited Pursuant to Regulation 33 of the SEBI (Listing and Obligations and Disclosure Requirements) Regulations, 2015

To The Board Of Directors Of Mold-Tek Technologies Limited

Report on the audit of the Consolidated Financial Results

Opinion

We have audited the accompanying Statement of Consolidated Financial Results of "Mold-Tek Technologies Limited" ("Holding company") and its subsidiary (holding company and its subsidiary together referred to as "the Group"), for the year ended 31st March 2023, being submitted by the holding company pursuant to the requirement of Regulation 33 of the SEBI (Listing Obligations and Disclosure Requirements) Regulations, 2015, as amended ("Listing Regulations").

In our opinion and to the best of our information and according to the explanations given to us, these Consolidated Financial Statements:

- i. Includes the annual financial results of wholly owned Subsidiary, Mold-Tek Technologies Inc. USA;
- ii. are presented in accordance with the requirements of Regulation 33 of the Listing Regulations in this regard; and
- iii. give a true and fair view in conformity with the applicable accounting standards and other accounting principles generally accepted in India of the net profit and other comprehensive income and other financial information of the Group for the year ended 31st March 2023.

Basis for Opinion

We conducted our audit in accordance with the Standards on Auditing (SAs) specified under section 143(10) of the Companies Act, 2013 (the Act). Our responsibilities under those Standards are further described in the Auditor's Responsibilities for the Audit of the Consolidated Financial Results section of our report. We are independent of the Group in accordance with the Code of Ethics issued by the Institute of Chartered Accountants of India together with the ethical requirements that are relevant to our audit of the financial statements under the provisions of the Companies Act, 2013 and the Rules thereunder, and we have fulfilled our other ethical responsibilities in accordance with these requirements and the Code of Ethics. We believe that the audit evidence obtained by us is sufficient and appropriate to provide a basis for our opinion.

Management's Responsibilities for the Consolidated Financial Results

These Consolidated financial results have been prepared on the basis of the Consolidated annual financial statements.



The Holding Company's Board of Directors are responsible for the preparation and presentation of these consolidated financial results that give a true and fair view of the net profit/ loss and other comprehensive income and other financial information of the Group in accordance with the Indian Accounting Standards prescribed under Section 133 of the Act read with relevant rules issued thereunder and other accounting principles generally accepted in India and in compliance with Regulation 33 of the Listing Regulations. The respective Board of Directors of the companies included in the Group are responsible for maintenance of adequate accounting records in accordance with the provisions of the Act for safeguarding of the assets of the Group for preventing and detecting frauds and other irregularities; selection and application of appropriate accounting policies; making judgments and estimates that are reasonable and prudent; and the design, implementation and maintenance of adequate internal financial controls, that were operating effectively for ensuring accuracy and completeness of the accounting records, relevant to the preparation and presentation of the consolidated financial results that give a true and fair view and are free from material misstatement, whether due to fraud or error, which have been used for the purpose of preparation of the consolidated financial results by the Directors of the Holding Company, as aforesaid.

In preparing the consolidated financial results, the respective Board of Directors of the companies included in the Group are responsible for assessing the ability of the Group to continue as a going concern, disclosing, as applicable, matters related to going concern and using the going concern basis of accounting unless the respective Board of Directors either intends to liquidate the Group or to cease operations, or has no realistic alternative but to do so.

The respective Board of Directors of the companies included in the Group are responsible for overseeing the financial reporting process of the Group.

Auditor's Responsibilities for the Audit of the Consolidated Financial Results

Our objectives are to obtain reasonable assurance about whether the Consolidated financial results as a whole are free from material misstatement, whether due to fraud or error, and to issue an auditor's report that includes our opinion. Reasonable assurance is a high level of assurance, but is not a guarantee that an audit conducted in accordance with SAs will always detect a material misstatement when it exists. Misstatements can arise from fraud or error and are considered material if, individually or in the aggregate, they could reasonably be expected to influence the economic decisions of users taken on the basis of these Consolidated financial results.

As part of an audit in accordance with SAs, we exercise professional judgment and maintain professional skepticism throughout the audit. We also:

- Identify and assess the risks of material misstatement of the standalone financial results, whether due to fraud or error, design and perform audit procedures responsive to those risks, and obtain audit evidence that is sufficient and appropriate to provide a basis for our opinion. The risk of not detecting a material misstatement resulting from fraud is higher than for one resulting from error, as fraud may involve collusion, forgery, intentional omissions, misrepresentations, or the override of internal control.



- Evaluate the appropriateness of accounting policies used and the reasonableness of accounting estimates and related disclosures made by the Board of Directors.
- Conclude on the appropriateness of the Board of Directors' use of the going concern basis of accounting and, based on the audit evidence obtained, whether a material uncertainty exists related to events or conditions that may cast significant doubt on the Company's ability to continue as a going concern. If we conclude that a material uncertainty exists, we are required to draw attention in our auditor's report to the related disclosures in the financial results or, if such disclosures are inadequate, to modify our opinion. Our conclusions are based on the audit evidence obtained up to the date of our auditor's report. However, future events or conditions may cause the Company to cease to continue as a going concern.
- Evaluate the overall presentation, structure and content of the Consolidated financial results, including the disclosures, and whether the financial results represent the underlying transactions and events in a manner that achieves fair presentation.
- Obtain sufficient appropriate audit evidence regarding the financial results/financial information of the entities within the Group to express an opinion on the consolidated Financial Results. We are responsible for the direction, supervision and performance of the audit of financial information of such entities included in the consolidated financial results of which we are the independent auditors.

Materiality is the magnitude of misstatements in the Consolidated financial results that, individually or in aggregate, makes it probable that the economic decisions of a reasonably knowledgeable user of the standalone financial results may be influenced. We consider quantitative materiality and qualitative factors in (i) planning the scope of our audit work and in evaluating the results of our work; and (ii) to evaluate the effect of any identified misstatements in the consolidated financial results.

We communicate with those charged with governance regarding, among other matters, the planned scope and timing of the audit and significant audit findings, including any significant deficiencies in internal control that we identify during our audit.

We also provide those charged with governance with a statement that we have complied with relevant ethical requirements regarding independence, and to communicate with them all relationships and other matters that may reasonably be thought to bear on our independence, and where applicable, related safeguards.

We also performed procedures in accordance with the circular issued by the SEBI under Regulation 33(8) of the Listing Regulations, as amended, to the extent applicable.

Other Matters

The Financial results include the results for the quarter ended 31st March, 2023 being the balancing figures between the audited figures in respect of the full financial year and the published unaudited year to date upto the third quarter of the current financial year which were subject to limited review.



The comparative numbers for the corresponding quarter and year ended 31st March, 2022 have been audited by other auditors. An unmodified opinion has been expressed vide their reports dated on 09.05.2022.

For Praturi and Sriram
Chartered Accountants
(Firm Reg.No: 002739s)



CA. Sri Raghuram Praturi
Partner

Membership No: 221770

UDIN:23221770BGYUW1195

Date: 02.05.2023

**MOLD-TEK TECHNOLOGIES LIMITED**

CIN : L25200TG1985PLC005631

Registered Office: Plot No.700, 8-2-293/82/A/700

Road No.36, Jubilee Hills, Hyderabad- 500033, Telangana

STATEMENT OF AUDITED CONSOLIDATED FINANCIAL RESULTS FOR THE QUARTER AND YEAR ENDED 31ST MARCH 2023

₹ In lakhs except for EPS

SL NO.	PARTICULARS	QUARTER ENDED			YEAR ENDED	
		31-03-2023 (Audited)	31-12-2022 (Unaudited)	31-03-2022 (Audited)	31-03-2023 (Audited)	31-03-2022 (Audited)
I	Revenue from operations	4255.83	4071.47	2853.26	14687.56	9835.34
II	Other income	71.42	40.15	63.23	192.74	285.15
III	Total income (I+II)	4327.25	4111.62	2916.49	14880.30	10120.49
IV	Expenses					
	Employee benefits expense	2245.52	2196.35	1869.17	8466.62	6717.40
	Finance costs	27.01	12.76	9.87	66.77	37.18
	Depreciation and amortisation expenses	116.73	119.12	103.67	469.49	438.07
	Other expenses	613.15	557.09	302.80	1995.38	1129.74
	Total Expenses (IV)	3002.41	2885.32	2285.51	10998.26	8322.39
V	Profit before exceptional items and tax (III-IV)	1324.84	1226.30	630.98	3882.04	1798.10
VI	Exceptional items	-	-	-	-	-
VII	Profit before tax (V-VI)	1324.84	1226.30	630.98	3882.04	1798.10
VIII	Tax Expense					
	(1) Current tax	296.93	307.55	152.88	940.90	468.21
	(2) Deferred tax	16.76	(2.21)	7.37	14.39	(0.04)
IX	Profit for the period (VII-VIII)	1011.15	920.96	470.73	2926.75	1329.93
X	Other Comprehensive Income					
	a) Items that will not be reclassified to profit or loss (net of tax)					
	Remeasurement of defined benefit plans	(15.11)	(5.17)	(9.52)	(30.62)	(20.67)
	Fair value changes in equity instruments	(63.78)	110.90	(81.17)	286.40	450.92
	b) Items that will be reclassified to profit or loss (net of tax)					
	Exchange differences in translating the Financial Statements of a foreign operation	(2.23)	3.54	7.19	19.09	9.28
XI	Total Comprehensive Income for the period (IX+X)	930.03	1030.23	387.23	3201.62	1769.46
	Profit for the period attributable to:					
	Owners of the parent	1011.15	920.96	470.73	2926.75	1329.93
	Non-controlling interests	-	-	-	-	-
	Other comprehensive income attributable to:					
	Owners of the parent	(81.12)	109.27	(83.50)	274.87	439.53
	Non-controlling interests	-	-	-	-	-
	Total comprehensive income attributable to:					
	Owners of the parent	930.03	1030.23	387.23	3201.62	1769.46
	Non-controlling interests	-	-	-	-	-
XII	Paid up Equity Share Capital	564.85	564.85	564.85	564.85	564.85
XIII	Earnings per share (Face Value of ₹ 2 each) (Not Annualised)					
	a) Basic	3.58	3.26	1.67	10.36	4.71
	b) Diluted	3.51	3.19	1.63	10.15	4.61

Notes:

- The above results for the quarter and year ended 31st March 2023 were reviewed by the Audit Committee and approved by the Board of Directors of the Company at their meeting held on 2nd May, 2023. The Statutory Auditors have expressed an unmodified audit opinion.
- The above results include the results of the wholly owned subsidiary, Mold-Tek Technologies Inc, USA.
- The figures for the quarters ended 31 March 2023 and 31 March 2022 are the balancing figures between audited figures in respect of full financial years and the published unaudited year to date figures upto third quarter of the respective financial years.
- The Group has consolidated financial results based on Ind AS 110 "Consolidated Financial Statements".
- The Group has one reportable segment as per the requirements of Ind AS 108 "Operating Segments".
- The Board of Directors have recommended a final dividend of 70% (Rs. 1.40/- per share) in addition to Interim dividend of 100% (Rs. 2/- per share) on face value of Rs. 2/- each declared on 12th April, 2023. The total dividend declared for the financial year 2022-23 is 170% (Rs. 3.40/- per share) on face value of Rs. 2/-.
- This statement is as per Regulation 33 of the SEBI (Listing Obligations and Disclosure Requirements) Regulations, 2015.
- The figures for the corresponding previous period have been regrouped/reclassified wherever necessary, to make them comparable.

Place: Hyderabad
Date: 2nd May, 2023

For Mold-Tek Technologies Limited

J Lakshmana Rao
Chairman & Managing Director
DIN: 00649702



MOLD-TEK TECHNOLOGIES LIMITED
CIN : L25200TG1985PLC005631
Registered Office: Plot No.700, 8-2-293/82/A/700
Road No.36, Jubilee Hills, Hyderabad- 500033, Telangana
CONSOLIDATED BALANCE SHEET

(₹ In lakhs)

Particulars	As at	As at
	31 March, 2023	31 March, 2022
	(AUDITED)	(AUDITED)
I. ASSETS		
Non-current Assets		
(a) Property, plant and equipment	2445.50	1713.05
(b) Right-of-use assets	702.39	599.44
(c) Intangible assets	323.15	154.61
(d) Financial assets		
(i) Investments	1495.71	1209.31
(ii) Other financial assets	93.69	70.71
(e) Other non-current assets	16.79	16.79
Current Assets		
(a) Financial assets		
(i) Trade receivables	3283.92	2188.36
(ii) Cash and cash equivalents	3162.52	1238.76
(iii) Bank balances other than (ii) above	25.72	27.35
(iv) Loans	12.21	39.10
(v) Other financial assets	446.99	1105.26
(b) Current tax assets (net)	320.55	319.16
(c) Other current assets	603.41	361.29
TOTAL ASSETS	12932.55	9043.19
II. EQUITY AND LIABILITIES		
Equity		
(a) Equity share capital	564.85	564.85
(b) Other equity	9812.43	6692.98
Liabilities		
Non-Current Liabilities		
(a) Financial liabilities		
Lease liabilities	533.37	417.18
(b) Provisions	-	6.35
(c) Deferred tax liabilities (net)	48.82	34.43
Current Liabilities		
(a) Financial liabilities		
(i) Lease Liabilities	199.58	203.70
(ii) Trade payables		
(A) Dues to micro enterprises and small enterprises	71.54	25.23
(B) Dues to creditors other than micro enterprises and small enterprises	284.86	158.74
(iii) Other financial liabilities	1060.51	614.53
(b) Other current liabilities	134.32	124.29
(c) Provisions	162.74	148.70
(d) Current tax liabilities (net)	59.53	52.21
TOTAL EQUITY AND LIABILITIES	12932.55	9043.19

For Mold-Tek Technologies Limited



J Lakshmana Rao
Chairman & Managing Director
DIN: 00649702

Place: Hyderabad
Date: 2nd May, 2023



MOLD-TEK TECHNOLOGIES LIMITED
CIN : L25200TG1985PLC005631
Registered Office: Plot No.700, 8-2-293/82/A/700
Road No.36. Jubilee Hills, Hyderabad- 500033, Telangana

CONSOLIDATED CASH FLOW STATEMENT

(₹ In lakhs)

Particulars	For the Year ended 31 March 2023 (Audited)	For the Year ended 31 March 2022 (Audited)
Cash flow from operating activities		
Profit before tax	3882.04	1798.10
Adjustments for:		
Depreciation and amortisation expense	469.49	438.07
Finance costs	66.77	37.18
Provision for bad and doubtful debts	16.58	52.03
Bad debts written off	91.15	81.36
Liabilities no longer required	(12.80)	(6.71)
Interest income on fair valuation of deposits	(29.62)	(5.27)
Share based payments charge	2.56	2.09
Dividend Income	(13.25)	(4.61)
(Gain)/ loss on foreign exchange fluctuation	205.13	(240.90)
Foreign exchange translation difference	18.64	9.05
Operating Profit before working capital changes	4696.69	2160.39
Change in operating assets and liabilities		
(Increase)/decrease in trade receivables	(1203.29)	(675.62)
(Increase)/decrease in financial assets other than trade receivables	663.83	294.49
(Increase)/decrease in other current assets	(242.12)	(77.65)
(Increase)/decrease in other non current assets	-	-
Increase/(decrease) in short term and long term provisions	(71.91)	(220.53)
Increase/(decrease) in trade payables	185.23	117.18
Increase/(decrease) in other financial liabilities	248.23	326.03
Increase/(decrease) in other current liabilities	10.03	52.65
Cash Generated from Operations	4286.69	1976.94
Income taxes paid	900.00	435.00
Net cash inflow from operating activities	3386.69	1541.94
Cash flows from investing activities		
Purchase of property plant and equipment	(1148.32)	(326.79)
Proceeds from Dividend Income	13.25	4.61
Purchase of Investments	-	(407.90)
Net cash from/(used in) investing activities	(1135.07)	(730.08)
Cash flow from financing activities		
Proceeds from issue of share capital	-	70.49
Payments for lease liabilities	(243.13)	(188.74)
Dividend paid	(84.73)	(706.06)
Net cash from/(used in) financing activities	(327.86)	(824.31)
Net increase/ (decrease) In cash and cash equivalents	1923.76	(12.45)
Cash and Cash equivalents at the beginning of the period	1238.76	1251.21
Cash and Cash equivalents at the end of the period	3162.52	1238.76

For Mold-Tek Technologies Limited

Place: Hyderabad
Date: 2nd May, 2023




J Lakshmana Rao
Chairman & Managing Director
DIN: 00649702



Independent Auditor's Report on the Quarterly and Year to Date Standalone Financial Results of Mold-Tek Technologies Limited Pursuant to Regulation 33 of the SEBI (Listing and Obligations and Disclosure Requirements) Regulations, 2015

To The Board Of Directors Of Mold-Tek Technologies Limited

Report on the audit of the Standalone Financial Results

Opinion

We have audited the accompanying standalone quarterly financial results of Moldtek Technologies Limited (the company) for the quarter ended 31st March 2023 and the year to date results for the period from 1st April 2022 to 31st March 2023, attached herewith, being submitted by the company pursuant to the requirement of Regulation 33 of the SEBI (Listing Obligations and Disclosure Requirements) Regulations, 2015, as amended ("Listing Regulations").

In our opinion and to the best of our information and according to the explanations given to us these standalone financial results:

- i. are presented in accordance with the requirements of Regulation 33 of the Listing Regulations in this regard; and
- ii. give a true and fair view in conformity with the recognition and measurement principles laid down in the applicable accounting standards and other accounting principles generally accepted in India of the net profit and other comprehensive income and other financial information for the quarter ended 31st March 2023 as well as the year to date results for the period from 1st April 2022 to 31st March 2023.

Basis for Opinion

We conducted our audit in accordance with the Standards on Auditing (SAs) specified under section 143(10) of the Companies Act, 2013 (the Act). Our responsibilities under those Standards are further described in the Auditor's Responsibilities for the Audit of the Standalone Financial Results section of our report. We are independent of the Company in accordance with the Code of Ethics issued by the Institute of Chartered Accountants of India together with the ethical requirements that are relevant to our audit of the financial results under the provisions of the Companies Act, 2013 and the Rules thereunder, and we have fulfilled our other ethical responsibilities in accordance with these requirements and the Code of Ethics. We believe that the audit evidence we have obtained is sufficient and appropriate to provide a basis for our opinion.

Management's Responsibilities for the Standalone Financial Results

These quarterly financial results as well as the year to date standalone financial results have been prepared on the basis of the interim financial statements.

The Company's Management and the Board of Directors are responsible for the preparation and presentation of these standalone annual financial results that give a true and fair view of the net profit/loss and other comprehensive income and other financial information in accordance with the



recognition and measurement principles laid down in Indian Accounting Standard 34, "Interim Financial Reporting" prescribed under Section 133 of the Act and other accounting principles generally accepted in India and in compliance with Regulation 33 of the Listing Regulations. This responsibility also includes maintenance of adequate accounting records in accordance with the provisions of the Act for safeguarding of the assets of the Company and for preventing and detecting frauds and other irregularities; selection and application of appropriate accounting policies; making judgments and estimates that are reasonable and prudent; and the design, implementation and maintenance of adequate internal financial controls, that were operating effectively for ensuring accuracy and completeness of the accounting records, relevant to the preparation and presentation of the standalone annual financial results that give a true and fair view and are free from material misstatement, whether due to fraud or error.

In preparing the standalone financial results, the Board of Directors are responsible for assessing the Company's ability to continue as a going concern, disclosing, as applicable, matters related to going concern and using the going concern basis of accounting unless the Board of Directors either intends to liquidate the Company or to cease operations, or has no realistic alternative but to do so.

The Board of Directors are also responsible for overseeing the Company's financial reporting process.

Auditor's Responsibilities for the Audit of the Standalone Financial Results

Our objectives are to obtain reasonable assurance about whether the standalone financial results as a whole are free from material misstatement, whether due to fraud or error, and to issue an auditor's report that includes our opinion. Reasonable assurance is a high level of assurance, but is not a guarantee that an audit conducted in accordance with SAs will always detect a material misstatement when it exists. Misstatements can arise from fraud or error and are considered material if, individually or in the aggregate, they could reasonably be expected to influence the economic decisions of users taken on the basis of these standalone financial results.

As part of an audit in accordance with SAs, we exercise professional judgment and maintain professional skepticism throughout the audit. We also:

- Identify and assess the risks of material misstatement of the standalone financial results, whether due to fraud or error, design and perform audit procedures responsive to those risks, and obtain audit evidence that is sufficient and appropriate to provide a basis for our opinion. The risk of not detecting a material misstatement resulting from fraud is higher than for one resulting from error, as fraud may involve collusion, forgery, intentional omissions, misrepresentations, or the override of internal control.
- Obtain an understanding of internal control relevant to the audit in order to design audit procedures that are appropriate in the circumstances, Under Section 143(3) (i) of the Act, we are also responsible for expressing our opinion on whether the company has adequate internal financial controls with reference to financial statements in place and the operating effectiveness of such controls.
- Evaluate the appropriateness of accounting policies used and the reasonableness of accounting estimates and related disclosures made by the Board of Directors.
- Conclude on the appropriateness of the Board of Directors' use of the going concern basis of accounting and, based on the audit evidence obtained, whether a material uncertainty exists related to events or conditions that may cast significant doubt on the Company's ability to continue as a going concern. If we conclude that a material uncertainty exists, we are required to



draw attention in our auditor's report to the related disclosures in the financial results or, if such disclosures are inadequate, to modify our opinion. Our conclusions are based on the audit evidence obtained up to the date of our auditor's report. However, future events or conditions may cause the Company to cease to continue as a going concern.

- Evaluate the overall presentation, structure and content of the standalone financial results, including the disclosures, and whether the financial results represent the underlying transactions and events in a manner that achieves fair presentation.

Materiality is the magnitude of misstatements in the standalone financial results that, individually or in aggregate, makes it probable that the economic decisions of a reasonably knowledgeable user of the standalone financial results may be influenced. We consider quantitative materiality and qualitative factors in (i) planning the scope of our audit work and in evaluating the results of our work; and (ii) to evaluate the effect of any identified misstatements in the standalone financial results.

We communicate with those charged with governance regarding, among other matters, the planned scope and timing of the audit and significant audit findings, including any significant deficiencies in internal control that we identify during our audit.


We also provide those charged with governance with a statement that we have complied with relevant ethical requirements regarding independence, and to communicate with them all relationships and other matters that may reasonably be thought to bear on our independence, and where applicable, related safeguards.

Other Matter

The Financial results include the results for the quarter ended 31stMarch, 2023 being the balancing figures between the audited figures in respect of the full financial year and the published unaudited year to date upto the third quarter of the current financial year which were subject to limited review.

The comparative numbers for the corresponding quarter and year ended 31stMarch, 2022 have been audited by other auditors. An unmodified opinion has been expressed vide their reports dated on 09.05.2022.

For Praturi and Sriram,
Chartered Accountants
(Firm Reg.No: 002739s)


CA. Sri Raghuram Praturi
Partner

Membership No: 221770
UDIN:23221770BGYUUV5385
Date: 02.05.2023



**MOLD-TEK TECHNOLOGIES LIMITED**

CIN : L25200TG1985PLC005631

Registered Office: Plot No.700, 8-2-293/82/A/700

Road No.36, Jubilee Hills, Hyderabad- 500033, Telangana

STATEMENT OF AUDITED STANDALONE FINANCIAL RESULTS FOR THE QUARTER AND YEAR ENDED 31ST MARCH 2023

₹ in lakhs except for EPS

SL NO.	PARTICULARS	QUARTER ENDED			YEAR ENDED	
		31-03-2023 (Audited)	31-12-2022 (Unaudited)	31-03-2022 (Audited)	31-03-2023 (Audited)	31-03-2022 (Audited)
I	Revenue from operations	3890.22	3647.42	2615.87	13325.86	9029.01
II	Other income	71.41	40.14	63.23	192.70	285.12
III	Total income (I+II)	3961.63	3687.56	2679.10	13518.56	9314.13
IV	Expenses					
	Employee benefits expense	2057.42	1945.26	1689.89	7636.60	6093.08
	Finance costs	27.01	12.76	9.87	66.77	37.18
	Depreciation and amortisation expenses	116.02	118.28	102.91	466.34	434.91
	Other expenses	441.42	391.91	247.87	1487.42	968.09
	Total Expenses (IV)	2641.87	2468.21	2050.54	9657.13	7533.26
V	Profit before exceptional items and tax (III-IV)	1319.76	1219.35	628.56	3861.43	1780.87
VI	Exceptional items	-	-	-	-	-
VII	Profit before tax (V-VI)	1319.76	1219.35	628.56	3861.43	1780.87
VIII	Tax Expense					
	(1) Current tax	296.73	307.55	152.88	939.49	463.75
	(2) Deferred tax	16.76	(2.21)	7.37	14.39	(0.04)
IX	Profit for the period (VII-VIII)	1006.27	914.01	468.31	2907.55	1317.16
X	Other Comprehensive Income					
	Items that will not be reclassified to profit or loss (net of tax)					
	Remeasurement of defined benefit plans	(15.11)	(5.17)	(9.52)	(30.62)	(20.67)
	Fair value changes in equity instruments	(63.78)	110.90	(81.17)	286.40	450.92
XI	Total Comprehensive Income for the period (IX+X)	927.38	1019.74	377.62	3163.33	1747.41
XII	Paid up Equity Share Capital	564.85	564.85	564.85	564.85	564.85
XIII	Earnings per share (Face Value of ₹ 2 each) (Not Annualised)					
	a) Basic	3.56	3.24	1.66	10.29	4.66
	b) Diluted	3.49	3.17	1.62	10.08	4.57

Notes:

- 1 The above results for the quarter and year ended 31st March 2023 were reviewed by the Audit Committee and approved by the Board of Directors of the Company at their meeting held on 2nd May, 2023. The Statutory Auditors have expressed an unmodified audit opinion.
- 2 The figures for the quarters ended 31 March 2023 and 31 March 2022 are the balancing figures between audited figures in respect of full financial years and the published unaudited year to date figures upto third quarter of the respective financial years.
- 3 The Company has one reportable segment as per the requirements of Ind AS 108 "Operating Segments".
- 4 The Board of Directors have recommended a final dividend of 70% (Rs. 1.40/- per share) in addition to interim dividend of 100% (Rs. 2/- per share) on face value of Rs. 2/- each declared on 12th April, 2023. The total dividend declared for the financial year 2022-23 is 170% (Rs. 3.40/- per share) on face value of Rs. 2/-.
- 5 This statement is as per Regulation 33 of the SEBI (Listing Obligations and Disclosure Requirements) Regulations, 2015.
- 6 The figures for the corresponding previous period have been regrouped/reclassified wherever necessary, to make them comparable.

Place: Hyderabad
Date: 2nd May, 2023

For Mold-Tek Technologies Limited

J Lakshmana Rao
Chairman & Managing Director
DIN: 00649702



MOLD-TEK TECHNOLOGIES LIMITED
CIN : L25200TG1985PLC005631
Registered Office: Plot No.700, 8-2-293/82/A/700
Road No.36. Jubilee Hills, Hyderabad- 500033, Telangana
STANDALONE BALANCE SHEET

(₹ in lakhs)

Particulars	As at 31 March, 2023 (AUDITED)	As at 31 March, 2022 (AUDITED)
I. ASSETS		
Non-current Assets		
(a) Property, plant and equipment	2443.46	1709.91
(b) Right-of-use assets	702.39	599.44
(c) Intangible assets	321.66	151.53
(d) Financial assets		
(i) Investments	1520.30	1233.89
(ii) Other financial assets	93.69	70.71
(e) Other non-current assets	16.79	16.79
Current Assets		
(a) Financial assets		
(i) Trade receivables	3298.02	2511.57
(ii) Cash and cash equivalents	2876.70	748.10
(iii) Bank balances other than (ii) above	25.72	27.35
(iv) Loans	12.21	39.10
(v) Other financial assets	446.99	1105.26
(b) Current tax assets (net)	320.55	319.16
(c) Other current assets	588.22	347.29
TOTAL ASSETS	12666.70	8880.10
II. EQUITY AND LIABILITIES		
Equity		
(a) Equity share capital	564.85	564.85
(b) Other equity	9611.96	6530.80
Liabilities		
Non-Current Liabilities		
(a) Financial liabilities		
Lease liabilities	533.37	417.18
(b) Provisions	-	6.35
(c) Deferred tax liabilities (net)	48.82	34.43
Current Liabilities		
(a) Financial liabilities		
(i) Lease Liabilities	199.58	203.70
(ii) Trade payables		
(A) Dues to micro enterprises and small enterprises	71.54	25.23
(B) Dues to creditors other than micro enterprises and small enterprises	284.86	158.74
(iii) Other financial liabilities	995.13	613.62
(b) Other current liabilities	134.32	124.29
(c) Provisions	162.74	148.70
(d) Current tax liabilities (net)	59.53	52.21
TOTAL EQUITY AND LIABILITIES	12666.70	8880.10

For Mold-Tek Technologies Limited




J Lakshmana Rao
Chairman & Managing Director
DIN: 00649702

Place: Hyderabad
Date: 2nd May, 2023



MOLD-TEK TECHNOLOGIES LIMITED
CIN : L25200TG1985PLC005631
Registered Office: Plot No.700, 8-2-293/82/A/700
Road No.36, Jubilee Hills, Hyderabad- 500033, Telangana
STANDALONE CASH FLOW STATEMENT

(₹ In lakhs)

Particulars	For the Year ended 31 March 2023 (Audited)	For the Year ended 31 March 2022 (Audited)
Cash flow from operating activities		
Profit before tax	3861.43	1780.87
Adjustments for:		
Depreciation and amortisation expense	466.34	434.91
Finance costs	66.77	37.18
Provision for bad and doubtful debts	16.58	52.03
Bad debts written off	80.33	71.38
Liabilities no longer required	(12.80)	(6.71)
Interest income on fair valuation of deposits	(29.62)	(5.27)
Share based payments charge	2.56	2.09
Dividend Income	(13.25)	(4.61)
(Gain)/ Loss on foreign exchange fluctuation	205.13	(240.90)
Operating Profit before working capital changes	4643.47	2120.97
Change in operating assets and liabilities		
(Increase)/decrease in trade receivables	(883.36)	(878.56)
(Increase)/decrease in financial assets other than trade receivables	663.83	294.49
(Increase)/decrease in other current assets	(240.94)	(64.53)
(Increase)/decrease in other non current assets	-	-
Increase/(decrease) in short term and long term provisions	(70.50)	(216.08)
Increase/(decrease) in trade payables	185.23	117.18
Increase/(decrease) in other financial liabilities	183.77	326.00
Increase/(decrease) in other current liabilities	10.03	52.65
Cash Generated from Operations	4491.53	1752.12
Income taxes paid	900.00	435.00
Net cash inflow from operating activities	3591.53	1317.12
Cash flows from investing activities		
Purchase of property plant and equipment	(1148.32)	(326.79)
Dividend Income	13.25	4.61
Purchase of Investments	-	(407.90)
Net cash from/(used in) investing activities	(1135.07)	(730.08)
Cash flow from financing activities		
Proceeds from issue of share capital	-	70.49
Payments for lease liabilities	(243.13)	(188.74)
Dividend paid	(84.73)	(706.06)
Net cash from/(used in) financing activities	(327.86)	(824.31)
Net increase/(decrease) in cash and cash equivalents	2128.60	(237.27)
Cash and Cash equivalents at the beginning of the period	748.10	985.37
Cash and Cash equivalents at the end of the period	2876.70	748.10

For Mold-Tek Technologies Limited




J Lakshmana Rao
Chairman & Managing Director
DIN: 00649702

Place: Hyderabad
Date: 2nd May, 2023

MOLD-TEK TECHNOLOGIES LIMITED

NOTE ON AUDITED FINANCIAL RESULTS FOR THE
QUARTER AND YEAR ENDED 31st MARCH 2023.

PAT up by 2.20 times from ₹ 13.30 Cr in FY 2021-22 to ₹ 29.27 Cr in FY 2022-23

EBIDTA Margin up from 23% in FY 2021-22 to 30% in FY 2022-23

PAT margin @ 20% up in FY 2022-23 from 13% in FY 2021-22, Sales up by 49.19%

Mold-Tek Technologies Limited, KPO in Structural Engineering and Designing services posted excellent financial results for the Quarter and Year ended 31st March 2023 in the Board Meeting dated 2nd May 2023 as follows.

Consolidated results for the Quarter and Year Ended 31st March 2023.

Performance Highlights of 12M to 12M


- ✓ Revenue ₹ 14724.59 Lakhs (FY 21-22 12M: ₹ 9869.69 Lakhs) up by 49.19%
- ✓ PAT ₹ 2926.75 Lakhs (FY 21-22 12M: ₹ 1329.93 Lakhs) up by 120.07%
- ✓ EBIDTA ₹ 4418.30 Lakhs (FY 21-22 12M: ₹ 2273.35 Lakhs) up by 94.35%

Performance Highlights of Q4 to Q4

- ✓ Revenue ₹ 4284.97 Lakhs (FY 21-22 Q4: ₹ 2862.14 Lakhs) up by 49.71%
- ✓ PAT ₹ 1011.15 Lakhs (FY 21-22 Q4: ₹ 470.73 Lakhs) up by 114.80%
- ✓ EBIDTA ₹ 1468.58 Lakhs (FY 21-22 Q4: ₹ 744.52 Lakhs) up by 97.25%

Performance Highlights of Q4 to Q3

- ✓ Revenue ₹ 4284.97 Lakhs (FY 22-23 Q3: ₹ 4072.81 Lakhs) up by 5.21%
- ✓ PAT ₹ 1011.15 Lakhs (FY 22-23 Q3: ₹ 920.96 Lakhs) up by 9.79%
- ✓ EBIDTA ₹ 1468.58 Lakhs (FY 22-23 Q3: ₹ 1358.18 Lakhs) up by 8.13%



Standalone results for the Quarter and Year Ended 31st March 2023.

Performance Highlights of 12M to 12M

- ✓ Revenue ₹ 13362.89 Lakhs (FY 21-22 12M: ₹ 9063.37 Lakhs) up by 47.44%
- ✓ PAT ₹ 2907.55 Lakhs (FY 21-22 12M: ₹ 1317.16 Lakhs) up by 120.74%
- ✓ EBIDTA ₹ 4394.54 Lakhs (FY 21-22 12M: ₹ 2252.96 Lakhs) up by 95.06%

Performance Highlights of Q4 to Q4

- ✓ Revenue ₹ 3919.36 Lakhs (FY 21-22 Q4: ₹ 2624.75 Lakhs) up by 49.32%
- ✓ PAT ₹ 1006.27 Lakhs (FY 21-22 Q4: ₹ 468.31 Lakhs) up by 114.87%
- ✓ EBIDTA ₹ 1462.79 Lakhs (FY 21-22 Q4: ₹ 741.34 Lakhs) up by 97.32%

Performance Highlights of Q4 to Q3

- ✓ Revenue ₹ 3919.36 Lakhs (FY 22-23 Q3: ₹ 3648.76 Lakhs) up by 7.42%
- ✓ PAT ₹ 1006.27 Lakhs (FY 22-23 Q3: ₹ 914.01 Lakhs) up by 10.09%
- ✓ EBIDTA ₹ 1462.79 Lakhs (FY 22-23 Q3: ₹ 1350.39 Lakhs) up by 8.32%

Company's Q4 & 12 months FY: 2022-23 Financial results:

Excellent Growth in Q4 & 12 Months:

Company achieved revenue of \$18.212 million in 12M 2022-23 compared to \$13.253 million in 12M 2021-22, an impressive growth of 37.42%, in dollar terms and 49.19% on rupee terms

Company achieved revenue of \$5.218 million in Q4 2022-23 compared to \$3.796 million in Q4 2021-22, an impressive growth of 37.46%.

Company's Consolidated Profit after Tax

for 12M 2022-23 is ₹2926.75 Lakhs, as against ₹1329.93 Lakhs for 12M 2021-22, growth of 120.07%.

for Q4 2022-23 is ₹1011.15 Lakhs as against ₹470.73 Lakhs for Q4 2021-22, growth of 114.80%.

for Q4 2022-23 is ₹1011.15 Lakhs as against ₹920.96 Lakhs for Q3 2022-23, growth of 9.79%.



Company's Consolidated Operational Profit before Tax and before Forex fluctuations for 12M 2022-23 is ₹ 39.07 Cr as against ₹ 16.49 Cr for 12M 2021-22, growth of 136.93%. for Q4 2022-23 is ₹ 12.66 Cr as against ₹ 5.74 Cr for Q4 2021-22, growth of 120.56%. for Q4 2022-23 is ₹ 12.66 Cr as against ₹ 11.86 Cr for Q3 2022-23, growth of 6.75%.

Mr. J Lakshmana Rao, CMD commented that "Company has shown phenomenal performance with EBIDTA margins around 30% and PAT margins around 20%, thanks to the better performance of both Civil and Mechanical divisions and strong turnaround in Mechanical Engineering Services Division performance."

Company has declared interim dividend of 100% (₹ 2/- per share) on 12th April 2023. The Board of Directors have recommended a final dividend of 70% (₹ 1.40/- per share). The total dividend declared for the financial year 2022-23 is 170% (₹ 3.40/- per share) on face value of ₹ 2.

This impressive performance is achieved through increase in revenues, improving Operational efficiency by implementing strong internal quality and cost controls.

Performance in Q4 & 12M FY 2022-23:

Both our Civil and Mechanical divisions have given stellar performance in Q4 resulting in jump in revenues and impressive increase in profitability.

Civil and Structural Division, our main line of business has performed well in this Quarter and 12 months in terms of revenue. Increase in Fixed team revenues has also contributed to the growth in Civil Division.

Civil and Structural Division achieved revenue of \$14.733 million in 12M 2022-23, compared to \$11.70 million in 12M 2021-22, an impressive growth of 25.92%. In rupee terms, from ₹ 87.10 Cr to ₹ 118.93 Cr, a growth of 36.54%.

Civil and Structural Division achieved revenue of \$3.735 million in Q4 2022-23, compared to \$3.381 million in Q4 2021-22, an impressive growth of 10.47%.

Mechanical Division has continued its positive contributions in this Quarter also which helped the Company grow considerably in Q4 and 12 months of FY 2022-23.

Mechanical Division achieved revenue of \$3.479 million in 12M 2022-23, compared to \$1.552 million in 12M 2021-22, an impressive growth of 124.16%.

Mechanical Division achieved revenue of \$1.482 million in Q4 2022-23, compared to \$0.415 million in Q4 2021-22, growth of 257.11% and \$0.974 million in Q3 2022-23, an impressive growth of 52.16%.



EBIDTA Margins & EPS:

Sharp rise in demand and better capacity utilization in Mechanical Engineering Division led to rapid growth in EBIDTA in FY 2022-23, from ₹ 22.73 Cr to ₹ 44.18 Cr, a rise of 94.37%. The EBIDTA Margin grew sharply from 23% to 30% in FY 2022-23. With increased flow of projects in Mechanical Engineering Division right from Q1 of FY 2023-24, this EBIDTA margin may further improve during the FY 2023-24 subject to market conditions.

Consolidated EPS shot up from ₹4.71 in FY 2021-22 to ₹10.36 in FY 2022-23, a rise of 119.96%.

Future Prospects – Civil and Structural Division:

Fixed Teams billing increased and we are expecting even more Fixed Team clients in Civil division to increase the performance. There is a considerable work on hand and the trend is expected to continue in coming quarters. Improved quality and timely execution have resulted in Tier 1 clients offering larger projects with good hourly rates. Company is expecting new clients in Fixed teams and Precast Concrete design/detailing services which has good growth prospects.


In our recent participation in NASCC 2023 in USA, we received good feedback from clients for our quality services in design and detailing and many new clients are expected to be added in FY 2023-24.

Connection design and member design capacities have been created and company hope to enhance its revenues and profitability with this entry into high value engineering services.

Future Prospects: Mechanical Division

Mold-Tek Technologies Limited has become the experienced design house for Automobile Tier 1 and Tier 2 companies in Europe and North America.

We are exploring vertical integration opportunities in automotive and non-automotive domains for Stamping Dies (both cold and hot) along with skill addition in PLC programming, wire harness design for which we have started/in discussion for preliminary pilot works with few prospective customers based out of North America and Europe. A successful expansion of these skill sets will position Mold-Tek Technologies Limited as an end to end design partner offering better solutions to our customers in terms of cost effectiveness and turnaround times.



Increased demand due to EV-Models:

Our focus on Electric Vehicles domain and our association with the Tier 1 and 2 clients has contributed to the Mechanical division growth in last few quarters. The rush for introducing new EV-Models by many automobile companies is expected to increase MES performance for next few years. We have increased capacity both in-house and also through sub-contract for executing more number of orders we are receiving from clients in Europe and Mexico.

We are actively exploring US Opportunities for Mechanical Division, if fruitful that can fuel further growth in this division. We are receiving good onsite opportunities for our engineers in Europe and Mexico which may contribute for the revenue growth in coming quarters.

Company is also in the lookout for acquisitions in the field of Connection Design, Architectural Services, Structural designing engineering and Mechanical engineering to expand its operations in USA.

With good work on hand in Civil and Mechanical divisions and improved efficiencies, Company hopes to perform well in the coming quarters.

For Mold-Tek Technologies Limited



J. Lakshmana Rao
(Chairman & Managing Director)

